

Illinois Online Courses Survey – FAKE DATA

Contents

Data ‘At A Glance’	1
Course Scores	3
Survey Results for FAKE 123	3
Metadata	21

College: Liberal Arts & Sciences

Course: FAKE 123

Data ‘At A Glance’

39.0%

Response Rate

4.31 out of 5

Average Course Quality

2.24 out of 5

Average Course Difficulty

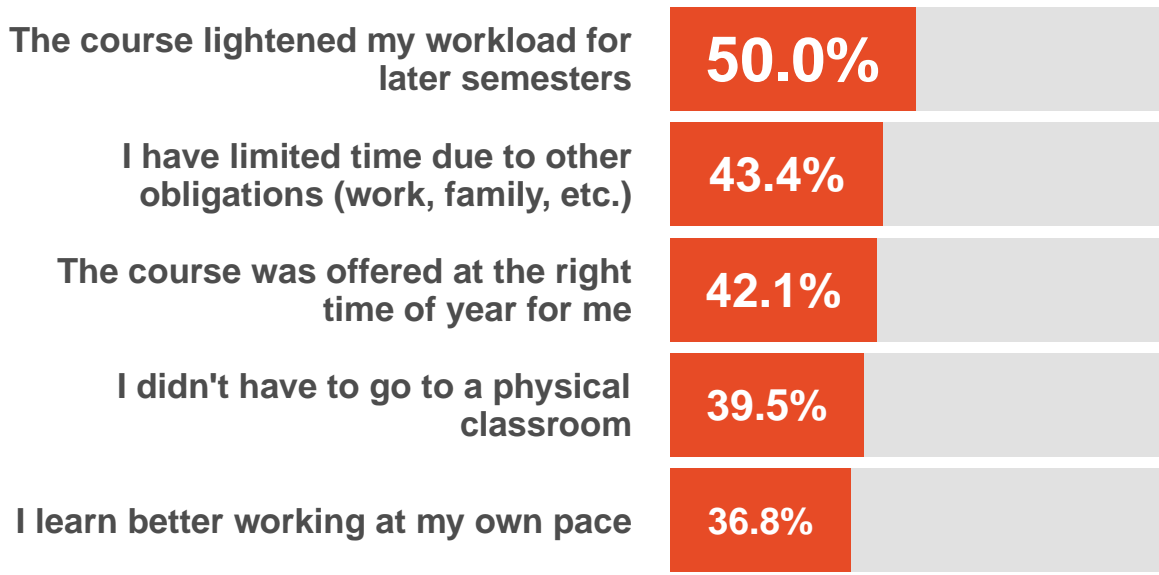
9 out of 10

Students are likely to recommend this course to a friend

9 out of 10

Students will likely register for another Illinois Online course

Top 5 reasons why students took this course online



Course Scores

Three scores are reported that describe: a) questions related to the overall quality of the class (Course Quality Score), b) questions related to course activities (Course Activities Score), and c) overall difficulty of the course (Overall Difficulty). The questions and methods used to calculate each score are reported in the Metadata.

Report	Course Quality Score	Course Activities Score	Course Difficulty	Enrollment	Response Rate
FAKE 123	3.73***	3.64	2.24***	105	39.0%

Note:

One sample t-tests were used to evaluate if an individual course mean is statistically different from the grand mean. * $p < 0.05$, ** $p < 0.01$, *** $p < 0.001$

Survey Results for FAKE 123

Which of the following requirement(s) did this course satisfy?

Total Number of Responses: 82

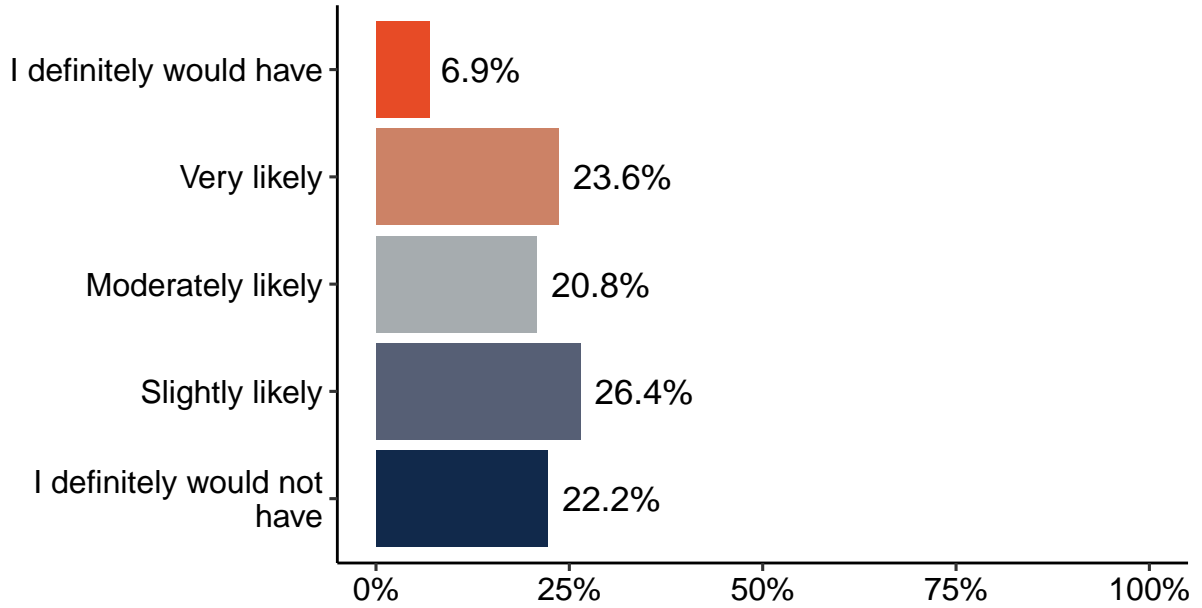
Response	FAKE 123		LAS College	
	N	Percent	N	Percent
A general education requirement	47	61.8%	574	33.6%
An elective requirement	19	25.0%	274	16.0%
A major course requirement	5	6.6%	635	37.1%
A minor course requirement	2	2.6%	190	11.1%
None of the above	9	11.8%	170	9.9%

Note:

Respondents may have indicated more than one requirement, so percentages add to more than 100%.

If this course had not been offered online this semester at Illinois, how likely is it that you would have registered for a similar course at another institution?

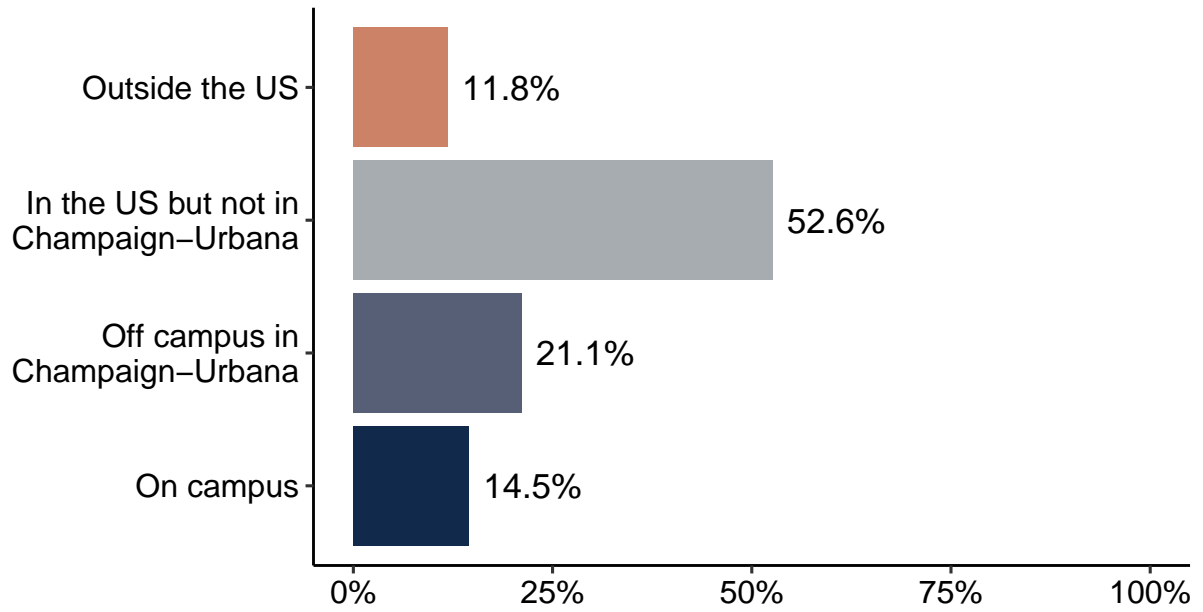
Total Number of Responses: 72



Likelihood	FAKE 123		LAS College	
	n	Percent	n	Percent
I definitely would have	5	6.9%	212	13.6%
Very likely	17	23.6%	333	21.4%
Moderately likely	15	20.8%	339	21.7%
Slightly likely	19	26.4%	261	16.7%
I definitely would not have	16	22.2%	414	26.6%

Where were you living while this course was in session?

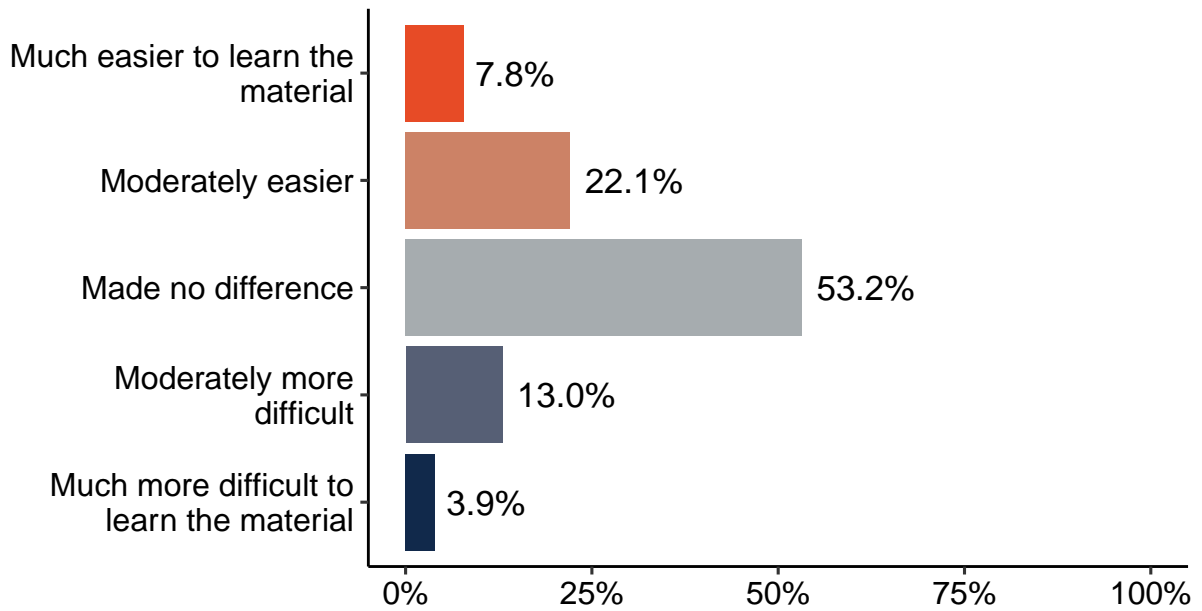
Total Number of Responses: 76



Residence	FAKE 123		LAS College	
	n	Percent	n	Percent
Outside the US	9	11.8%	170	10%
In the US but not in Champaign-Urbana	40	52.6%	966	56.9%
Off campus in Champaign-Urbana	16	21.1%	184	10.8%
On campus	11	14.5%	379	22.3%

How did meeting in a virtual classroom (instead of a physical classroom) affect your ability to learn the course material? Being in a virtual classroom made it...

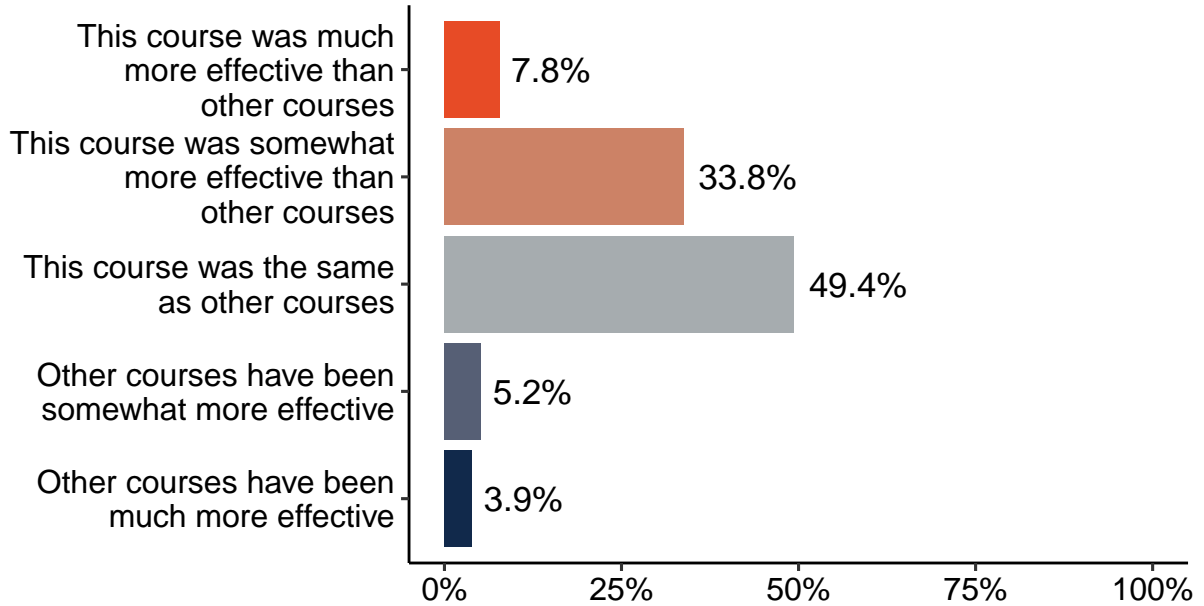
Total Number of Responses: 77



Affect	FAKE 123		LAS College	
	n	Percent	n	Percent
Much easier to learn the material	6	7.8%	207	12.1%
Moderately easier	17	22.1%	402	23.6%
Made no difference	41	53.2%	603	35.3%
Moderately more difficult	10	13%	421	24.7%
Much more difficult to learn the material	3	3.9%	73	4.3%

Compared to other courses you have taken at the University of Illinois, how effective was this course in helping you understand the topics presented?

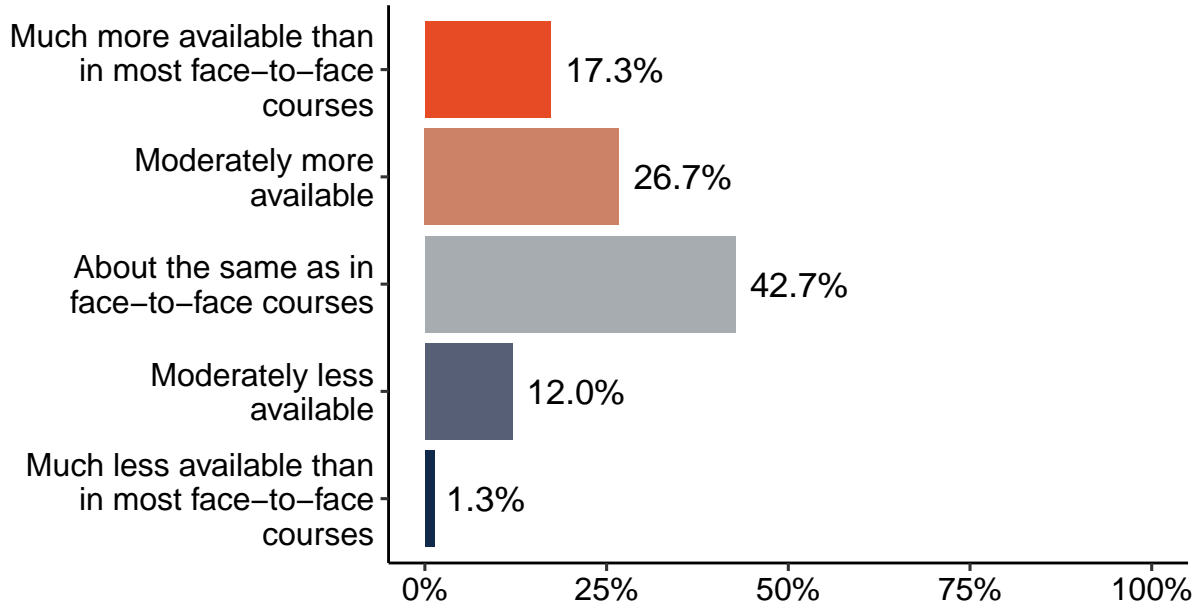
Total Number of Responses: 77



Effectiveness	FAKE 123		LAS College	
	n	Percent	n	Percent
This course was much more effective than other courses	6	7.8%	162	9.5%
This course was somewhat more effective than other courses	26	33.8%	446	26.2%
This course was the same as other courses	38	49.4%	718	42.2%
Other courses have been somewhat more effective	4	5.2%	283	16.6%
Other courses have been much more effective	3	3.9%	92	5.4%

Compared to most face-to-face courses you have taken at the University, how available was your instructor to you?

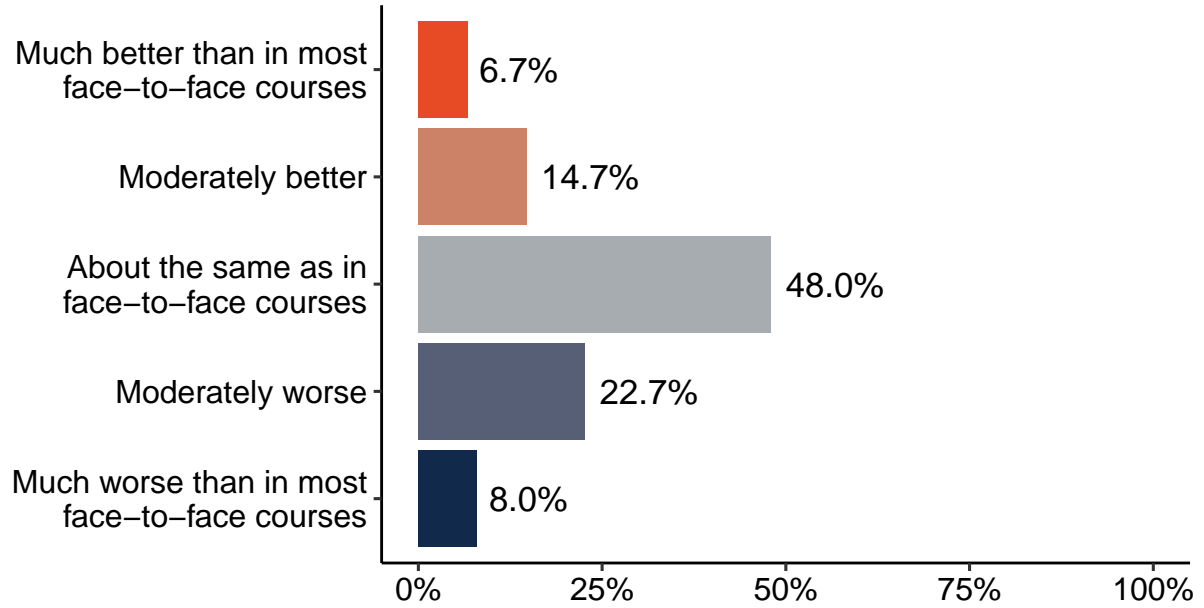
Total Number of Responses: 75



Availability	FAKE 123		LAS College	
	n	Percent	n	Percent
Much more available than in most face-to-face courses	13	17.3%	218	13.2%
Moderately more available	20	26.7%	295	17.8%
About the same as in face-to-face courses	32	42.7%	740	44.7%
Moderately less available	9	12%	281	17%
Much less available than in most face-to-face courses	1	1.3%	120	7.3%

Compared to most face-to-face courses you have taken at the University, how available were your fellow classmates to you?

Total Number of Responses: 75



Availability	FAKE 123		LAS College	
	n	Percent	n	Percent
Much better than in most face-to-face courses	5	6.7%	93	5.6%
Moderately better	11	14.7%	238	14.5%
About the same as in face-to-face courses	36	48%	738	44.8%
Moderately worse	17	22.7%	410	24.9%
Much worse than in most face-to-face courses	6	8%	168	10.2%

Why did you decide to take this course online instead of face-to-face? (Check all that apply).

Total Number of Responses: 335

Response	FAKE 123		LAS College	
	N	Percent	N	Percent
I learn better working at my own pace	28	36.8%	458	27.2%
I have limited time due to other obligations (work, family, etc.)	33	43.4%	721	42.7%
This course worked with my class schedule	22	28.9%	521	30.9%
I have a specific interest in the topic covered	16	21.1%	325	19.3%
Taking the course online or face-to-face made no difference to me	12	15.8%	226	13.4%
Delivery of course content is more effective online	5	6.6%	175	10.4%
The length of the course was shorter than face-to-face	22	28.9%	398	23.6%
I thought the class would be easy	19	25.0%	318	18.9%
I wanted to try an online course	14	18.4%	293	17.4%
The course was affordable	7	9.2%	156	9.2%
The course was offered at the right time of year for me	32	42.1%	708	42.0%
The course was offered only online	6	7.9%	301	17.8%
I enjoy online courses	24	31.6%	508	30.1%
I didn't have to go to a physical classroom	30	39.5%	652	38.6%
I heard the course was good	25	32.9%	344	20.4%
The course lightened my workload for later semesters	38	50.0%	805	47.7%
I didn't know it was an online course when I registered	0	0.0%	10	0.6%
Some other reason	2	2.6%	61	3.6%
I did not have a choice	0	0.0%	59	3.5%

Note:

Respondents may have indicated more than one reason, so percentages add to more than 100%.

Rate the mean usefulness of each of the following class activities.

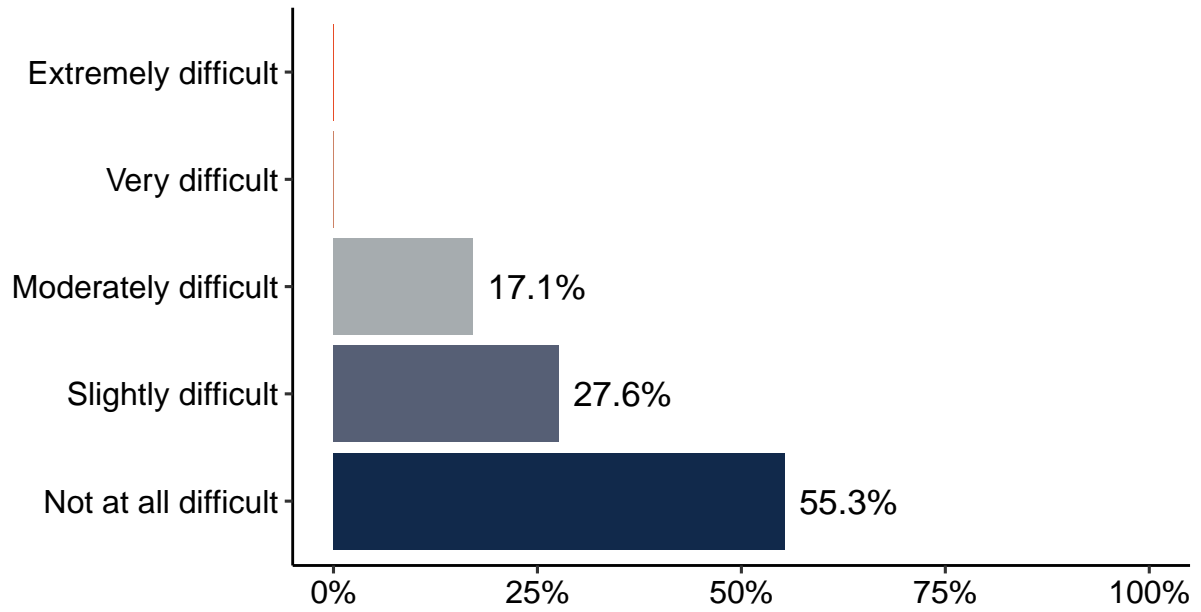
Total Number of Responses: 76

Activity	FAKE 123		LAS College	
	Mean	SD	Mean	SD
Quizzes Tests	3.739	1.024	3.600	1.121
Individual Projects Assignments	3.716	0.944	3.642	1.057
Readings	3.711	1.081	3.455	1.201
Lectures	3.667	1.046	3.791	1.133
Discussion Forums	3.618	1.006	3.419	1.248
Group Projects Assignments	3.269	1.173	3.373	1.200

Note: the greater an item's mean, the greater its level of perceived usefulness (range 1-5).

How difficult was it to find what you needed during the course?

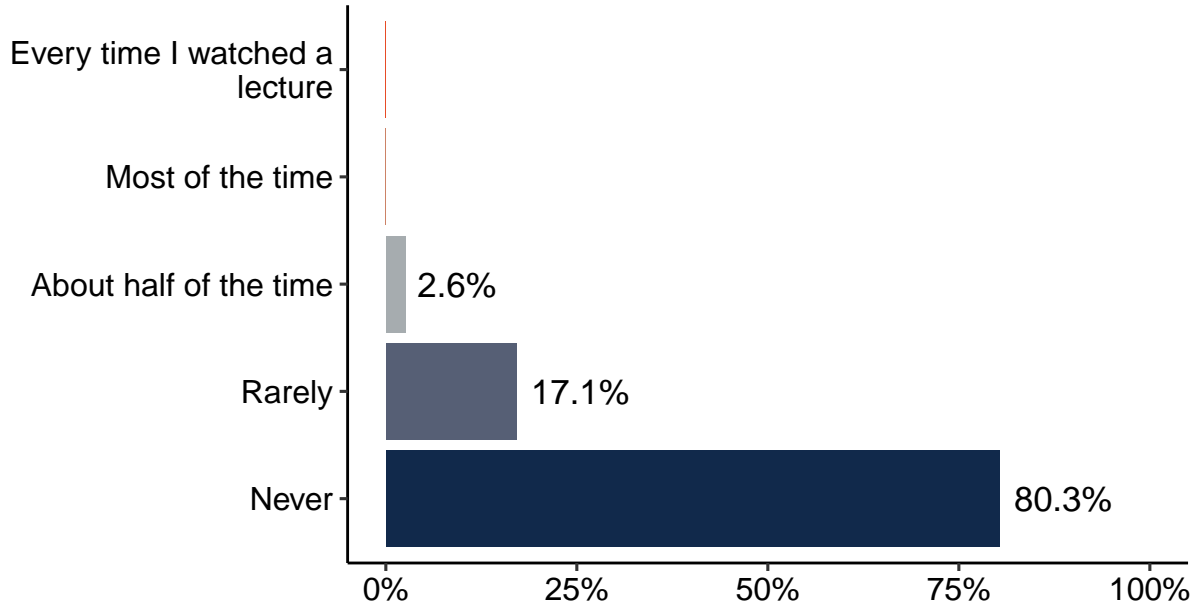
Total Number of Responses: 76



Difficulty	FAKE 123		LAS College	
	n	Percent	n	Percent
Extremely difficult	0	0%	22	1.3%
Very difficult	0	0%	48	2.9%
Moderately difficult	13	17.1%	326	19.4%
Slightly difficult	21	27.6%	510	30.3%
Not at all difficult	42	55.3%	775	46.1%

How often did you experience technical problems with the lectures in the course?

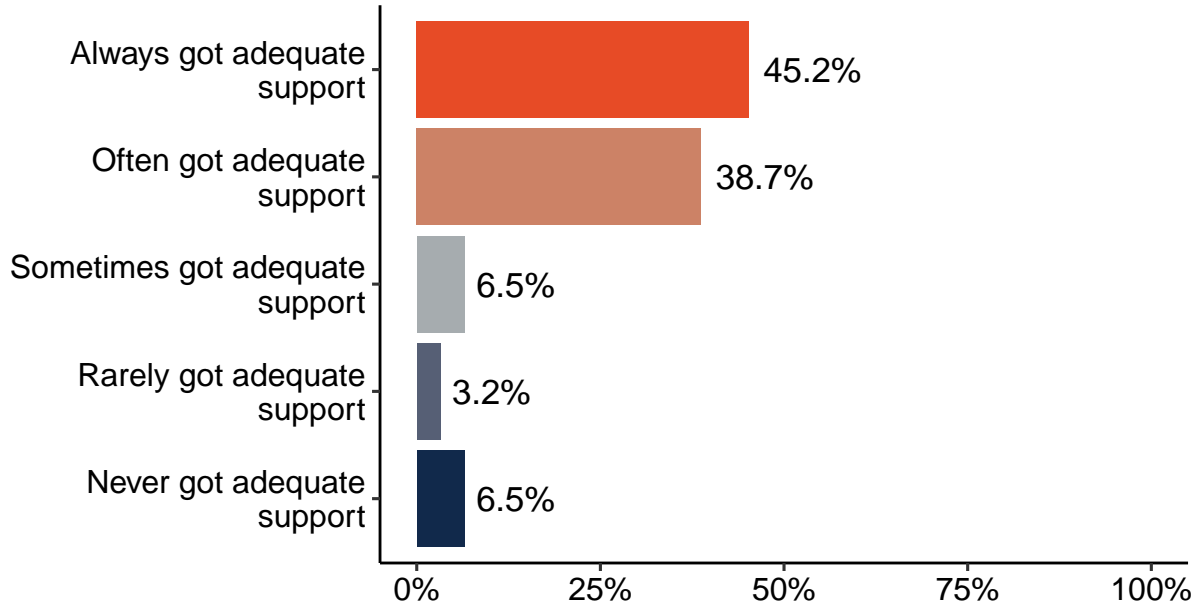
Total Number of Responses: 76



Problems	FAKE 123		LAS College	
	n	Percent	n	Percent
Every time I watched a lecture	0	0%	8	0.5%
Most of the time	0	0%	23	1.4%
About half of the time	2	2.6%	90	5.3%
Rarely	13	17.1%	348	20.7%
Never	61	80.3%	1214	72.1%

To what extent did you get adequate tech support for this course when you needed it?

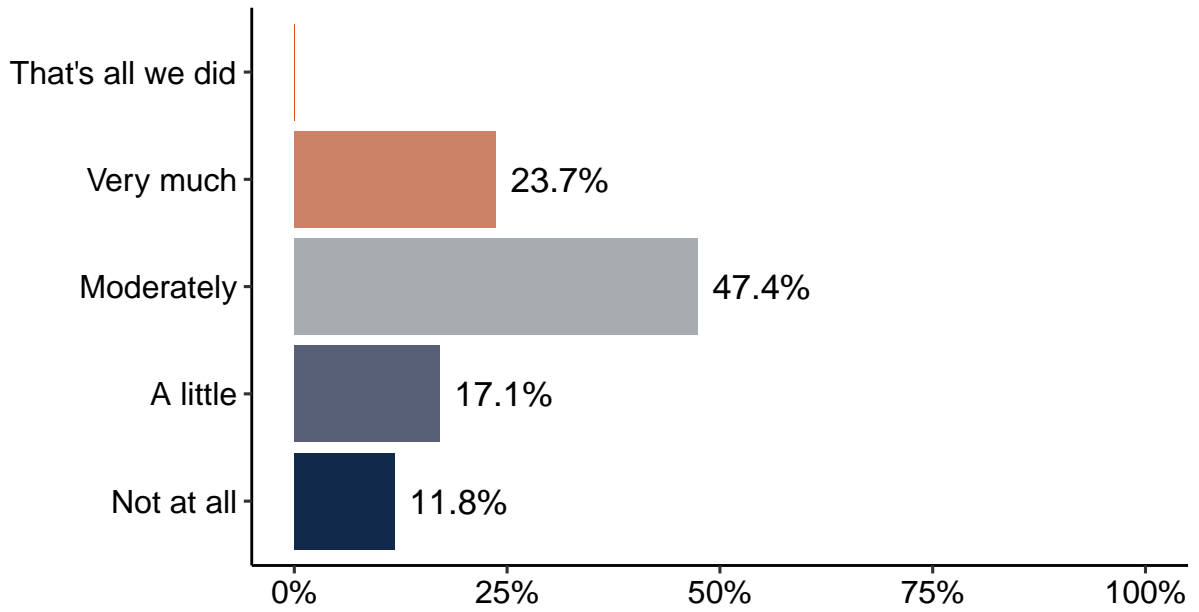
Total Number of Responses: 31



Support	FAKE 123		LAS College	
	n	Percent	n	Percent
Always got adequate support	14	45.2%	192	31.5%
Often got adequate support	12	38.7%	180	29.5%
Sometimes got adequate support	2	6.5%	135	22.1%
Rarely got adequate support	1	3.2%	59	9.7%
Never got adequate support	2	6.5%	44	7.2%

How important was memorization for success in this course?

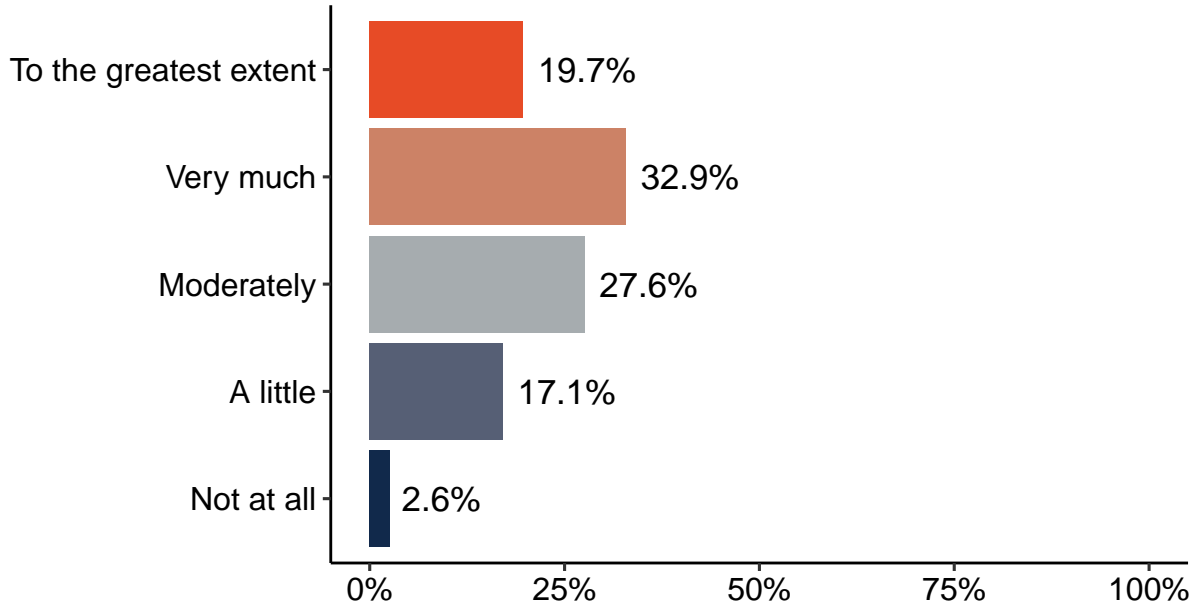
Total Number of Responses: 76



Importance	FAKE 123		LAS College	
	n	Percent	n	Percent
That's all we did	0	0%	66	3.9%
Very much	18	23.7%	479	28.4%
Moderately	36	47.4%	614	36.5%
A little	13	17.1%	343	20.4%
Not at all	9	11.8%	182	10.8%

How much do you think the material you learned in this course will have practical applications in your life outside of this course?

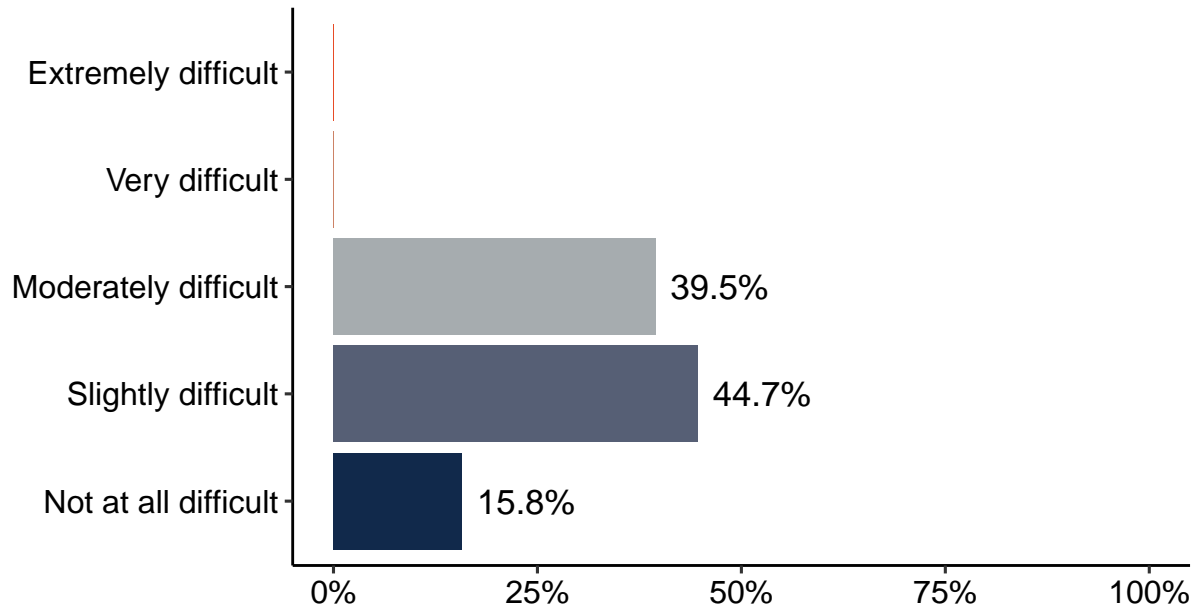
Total Number of Responses: 76



Applications	FAKE 123		LAS College	
	n	Percent	n	Percent
To the greatest extent	15	19.7%	161	9.6%
Very much	25	32.9%	598	35.5%
Moderately	21	27.6%	539	32%
A little	13	17.1%	299	17.8%
Not at all	2	2.6%	87	5.2%

Overall, how difficult was this course?

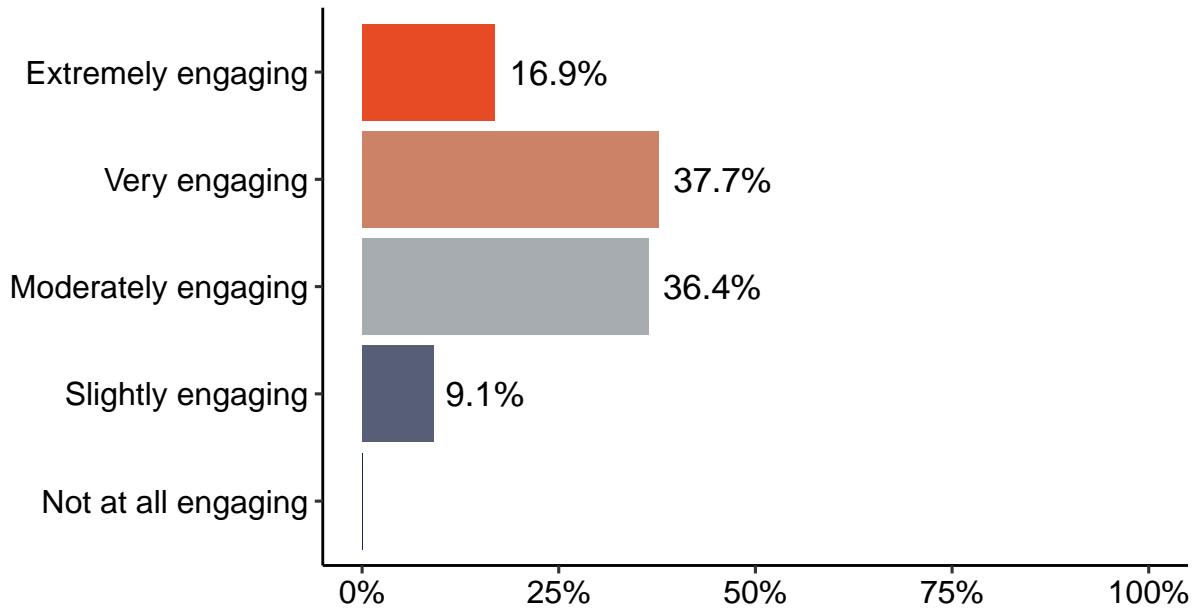
Total Number of Responses: 76



Difficulty	FAKE 123		LAS College	
	n	Percent	n	Percent
Extremely difficult	0	0%	48	2.9%
Very difficult	0	0%	168	10%
Moderately difficult	30	39.5%	803	47.7%
Slightly difficult	34	44.7%	499	29.6%
Not at all difficult	12	15.8%	165	9.8%

How engaging did you find this course?

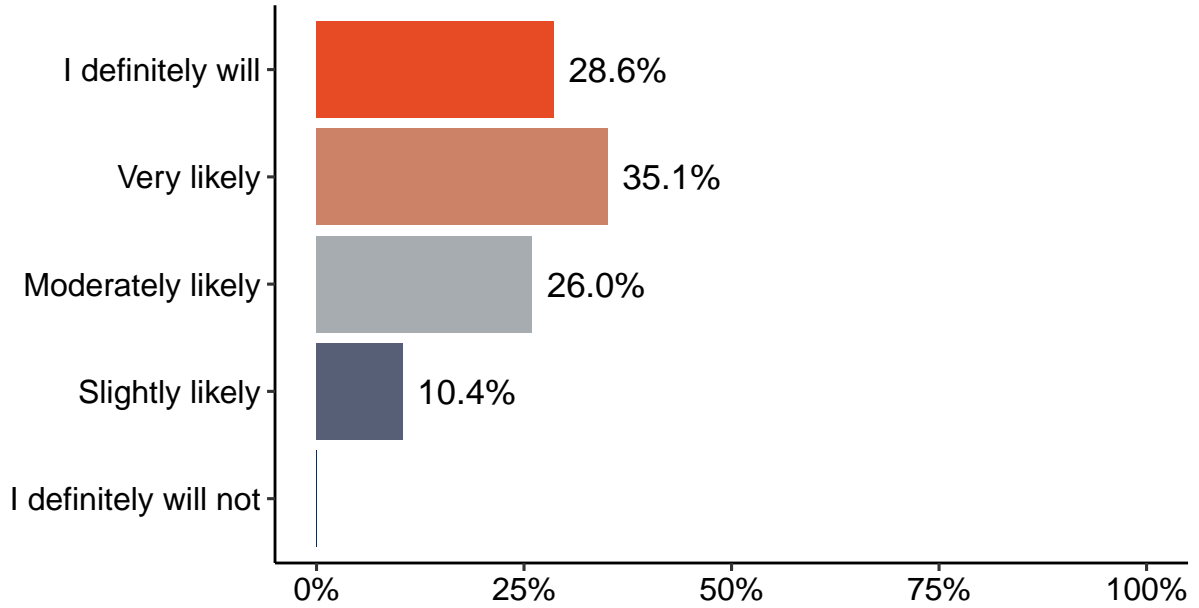
Total Number of Responses: 77



Engaging	FAKE 123		LAS College	
	n	Percent	n	Percent
Extremely engaging	13	16.9%	175	10.4%
Very engaging	29	37.7%	562	33.4%
Moderately engaging	28	36.4%	637	37.9%
Slightly engaging	7	9.1%	236	14%
Not at all engaging	0	0%	72	4.3%

Based upon your experiences in this course, how likely are you to enroll in another Illinois Online course?

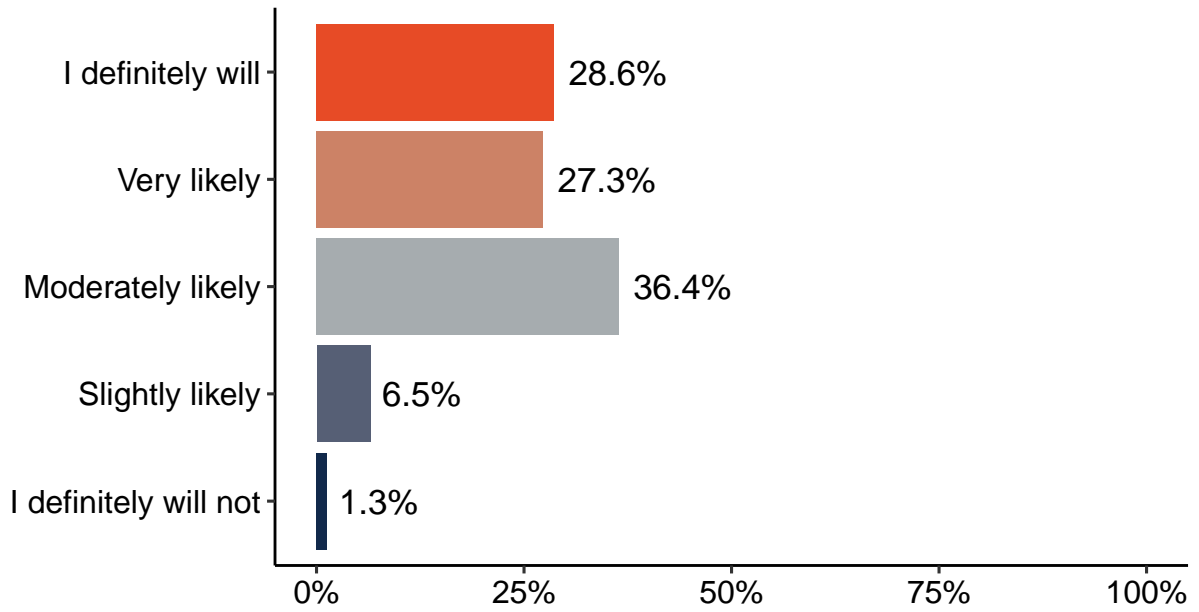
Total Number of Responses: 77



Likelihood	FAKE 123		LAS College	
	n	Percent	n	Percent
I definitely will	22	28.6%	342	20.3%
Very likely	27	35.1%	539	32%
Moderately likely	20	26%	521	30.9%
Slightly likely	8	10.4%	204	12.1%
I definitely will not	0	0%	78	4.6%

How likely are you to recommend this particular course to a friend?

Total Number of Responses: 77



Likelihood	FAKE 123		LAS College	
	n	Percent	n	Percent
I definitely will	22	28.6%	302	17.9%
Very likely	21	27.3%	499	29.6%
Moderately likely	28	36.4%	504	29.9%
Slightly likely	5	6.5%	239	14.2%
I definitely will not	1	1.3%	140	8.3%

Metadata

Questions Used to Determined the Overall Course Scores

Using factor analysis, two indices were created to examine the statistical differences among online courses: Course Quality Index and Course Component Index. There were no variables within the survey that could be reliably used to calculate a difficulty scale (OverallDifficulty), so a single question was used to assess overall course difficulty. The Course Quality Index is comprised of six survey questions. The overall mean score (μ) for the Course Quality Index was 3.73 ($\sigma = 0.71$). The Course Component Index is comprised of four survey questions. The overall mean score (μ) for the usefulness of assessment tools was 3.64 ($\sigma = 0.83$). The overall mean score (μ) for course difficulty was 2.24 ($\sigma = 0.71$). One sample t-tests were used to evaluate if an individual course mean is statistically different from the grand mean. (* $p < 0.05$, ** $p < 0.01$, *** $p < 0.001$)

Course Quality Score Questions

<i>Variable</i>	Question Text	Responses
<i>OverallQuality</i>	Please rate the overall quality of this course.	1='Very Poor' to 5='Excellent'
<i>CourseEffectiveness</i>	Compared to other courses you have taken at the University of Illinois, how effective was this course in helping you understand the topics presented?	1='Other much more effective' to 5='This course was much more effective than others'
<i>HowEngaging</i>	How engaging did you find this course?	1='Not at all engaging' to 5='Extremely engaging'
<i>PracticalLifeApplications</i>	How much do you think the material you learned in this course will have practical applications in your life outside of this course?	1='Not at all' to 5='To the greatest extent'
<i>LikelihoodAnother</i>	Based upon your experiences in this course, how likely are you to enroll in another for-Illinois Online college course?	1='I definitely will not' to 5='I definitely will'
<i>RecommendCourse</i>	How likely are you to recommend this particular course to a friend?	1='I definitely will not' to 5='I definitely will'

Course Activities Score Questions

In general, how useful was each activity for helping you learn the course material? (Q10_1-Q10_6).

<i>Variable</i>	Question Text	Responses
<i>Usefulness_Lectures</i>	Lectures	1='Not useful at all' to 5='Extremely useful'
<i>Usefulness_IndProj</i>	Individual projects and assignments	1='Not useful at all' to 5='Extremely useful'
<i>Usefulness_Readings</i>	Readings	1='Not useful at all' to 5='Extremely useful'
<i>Usefulness_QuizzesTests</i>	Quizzes and tests	1='Not useful at all' to 5='Extremely useful'
<i>Usefulness_GroupProjects</i>	Group projects and assignments	1='Not useful at all' to 5='Extremely useful'
<i>Usefulness_Discussion</i>	Discussion forums	1='Not useful at all' to 5='Extremely useful'

Overall Difficulty Question

<i>Variable</i>	Question Text	Responses
<i>OverallDifficulty</i>	Overall, how difficult was this course?	1='Not at all difficult' to 5='Extremely difficult'

Grand Means and t-Tests

To perform the t-tests, the mean value on the Course Quality Scores, Course Activities Score, and Course Difficulty Score were calculated for each individual course. Next, the mean of the individual course means (i.e. the grand mean) for each measure were calculated, and tested for whether the difference between an individual course and the grand mean was statistically significant. This accounts for the difference between the mean used in the t-tests and those reported in the overall results.

We do not calculate t-Tests for courses with fewer than 5 respondents.

Report Metadata

Report Title:	Illinois Online Courses Survey
Project Sponsor:	Michel Bellini
Survey Administrator:	Kit Santa Ana
Report Authors:	Liqun Zeng & Maria Fox
Software Used:	SPSS v.24, SurveyGizmo, R v.3.3.2
Survey Instrument:	Survey Instrument: http://citl.illinois.edu/docs/default-source/osd-documents/120171_illinoisonline_studentsurvey.pdf?sfvrsn=2
Contact:	If you have any questions, please contact Dr. Maryalice Wu
