

Illinois Online Program Survey

Contents

Data 'At A Glance'	1
Course Scores	2
Survey Results for SSS 502 A	3
Metadata	22

Program: SSS FAKE GROUP

Course: SSS 502 A

Data 'At A Glance'

32.6%

Response Rate

3.9 out of 5

Average Course Quality

2.5 out of 5

Average Course Difficulty

9 out of 10

Students are likely to recommend the SSS Program to others

7 out of 10

Students found this course relevant to their career goals

Course Scores

Three scores are reported that describe: a) questions related to the overall quality of the class (Course Quality Score), b) questions related to course activities (Course Activities Score), and c) overall difficulty of the course (Overall Difficulty). The questions and methods used to calculate each score are reported in the Metadata. Overall means, total enrollment, and average response rate for SSS FAKE GROUP courses over the last two years are reported below the course means.

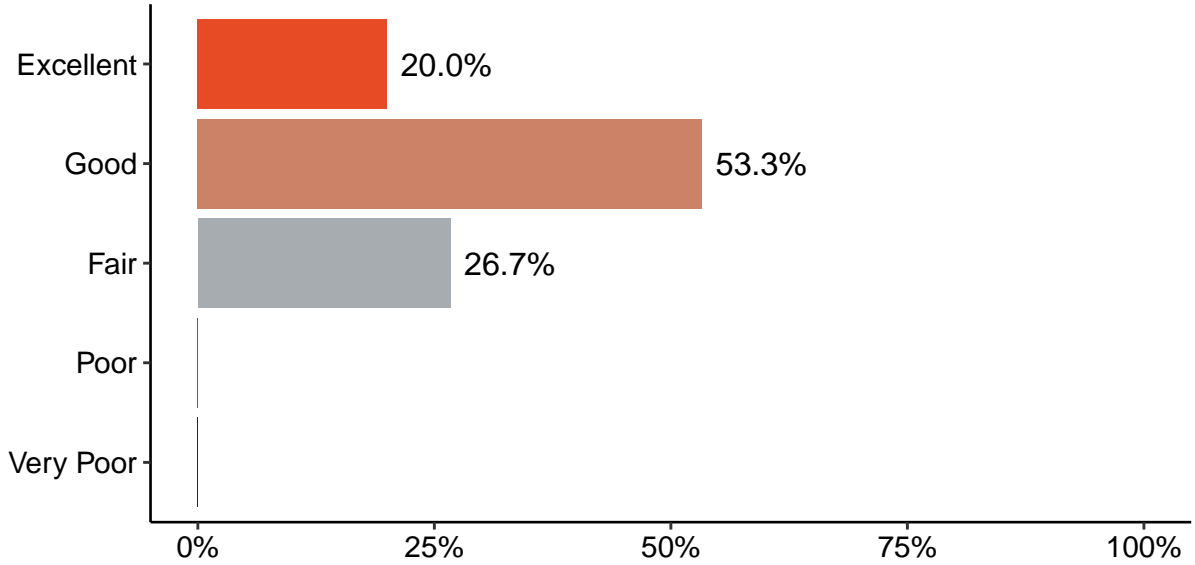
Course	Course Quality Score	Course Activities Score	Course Difficulty Score	Enrollment	Response Rate
SSS 502 A	3.28	3.37	2.47*	46	32.6%
All SSS Courses	3.69	3.65	2.86	402	43.3%

Note:

One sample t-tests were used to evaluate if an individual course mean is statistically different from the grand mean. * $p < 0.05$, ** $p < 0.01$, *** $p < 0.001$

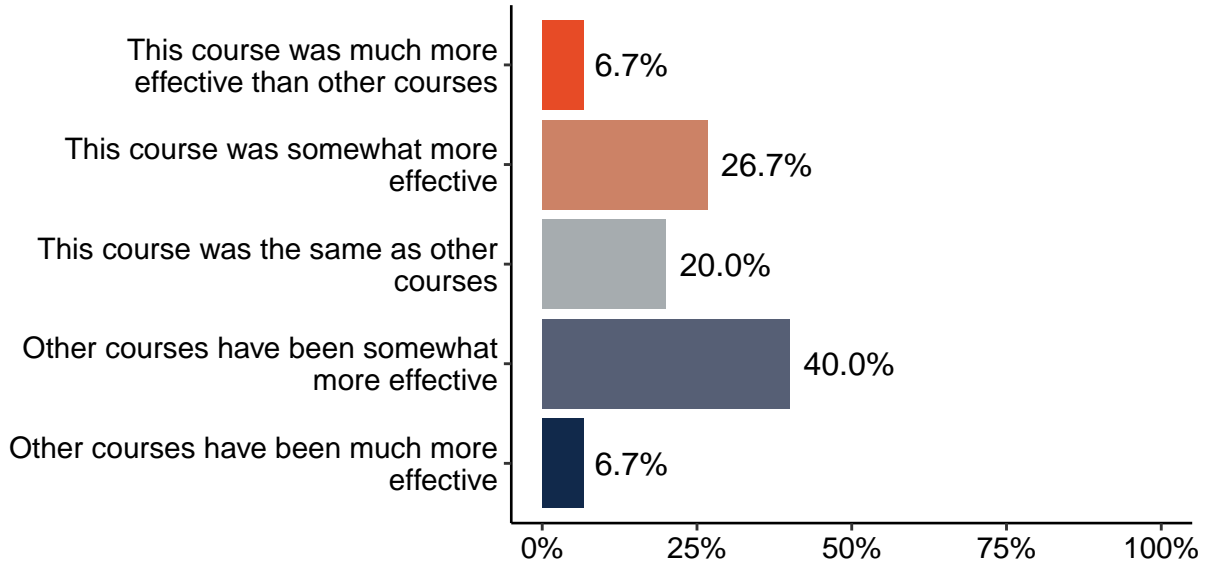
Survey Results for SSS 502 A

Please rate the overall quality of this course. Total Number of Responses: 15



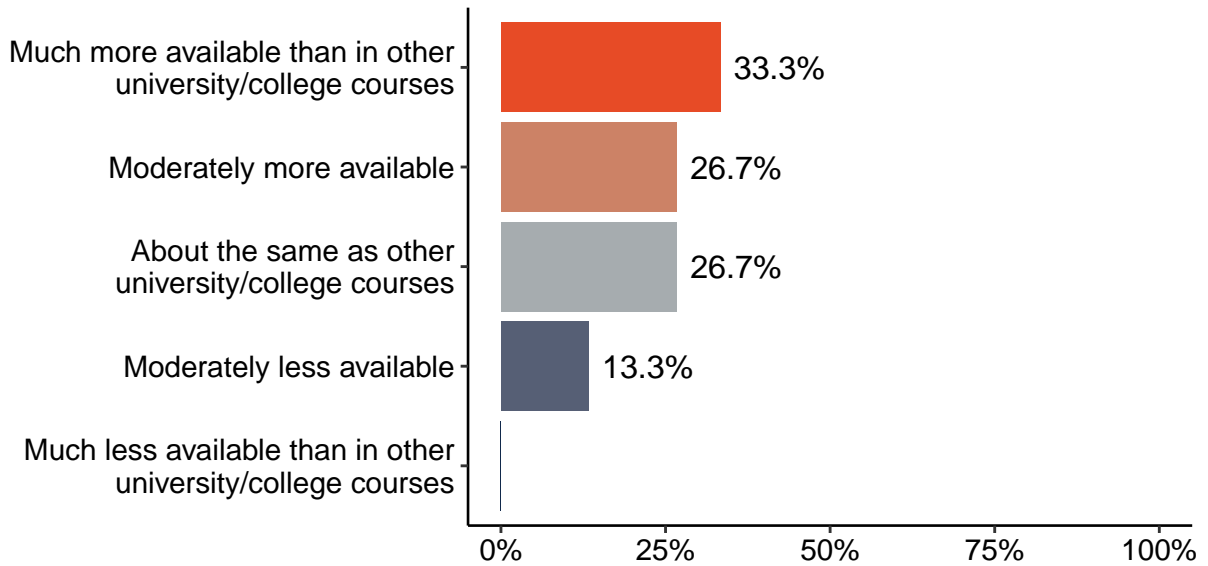
Overall Quality	SSS 502 A		SSS Program	
	N	Percent	N	Percent
Excellent	3	20.0%	65	39.2%
Good	8	53.3%	75	45.2%
Fair	4	26.7%	18	10.8%
Poor	0	0.0%	5	3.0%
Very Poor	0	0.0%	3	1.8%
<i>Total</i>	<i>15</i>	<i>100.0%</i>	<i>166</i>	<i>100.0%</i>

Compared to other courses you have taken at a university or college, how effective was this course in helping you understand the topics presented? Total Number of Responses: 15



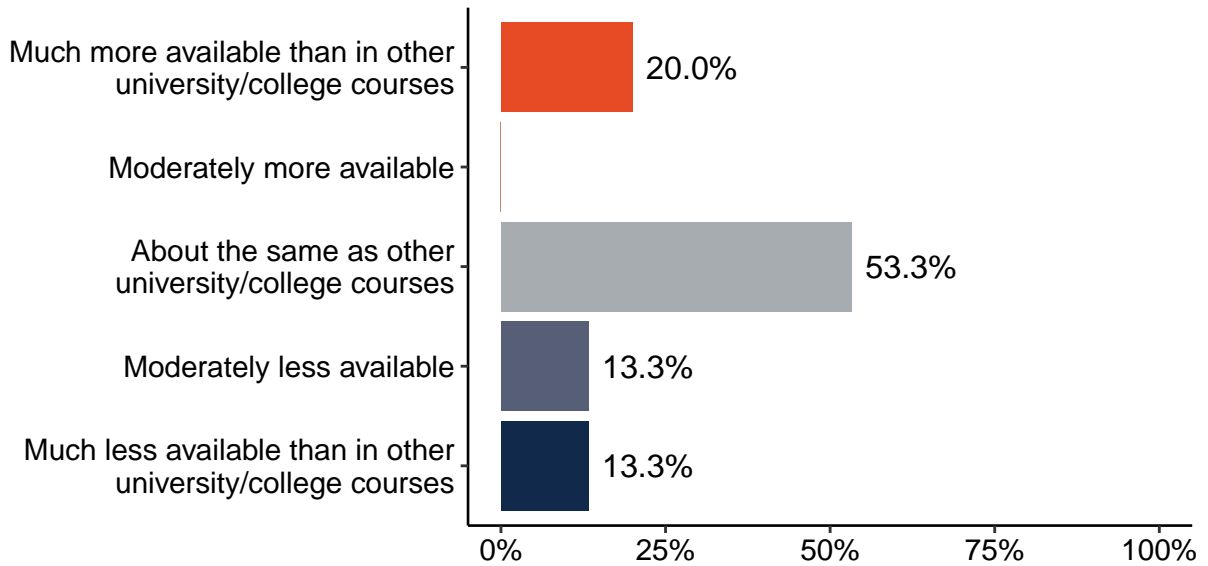
Compared Topics	SSS 502 A		SSS Program	
	N	Percent	N	Percent
This course was much more effective than other courses	1	6.7%	26	16.2%
This course was somewhat more effective	4	26.7%	44	27.5%
This course was the same as other courses	3	20.0%	32	20.0%
Other courses have been somewhat more effective	6	40.0%	40	25.0%
Other courses have been much more effective	1	6.7%	18	11.2%

Compared to other courses you have taken at a university or college, how available was your: Instructor to you? Total Number of Responses: 15



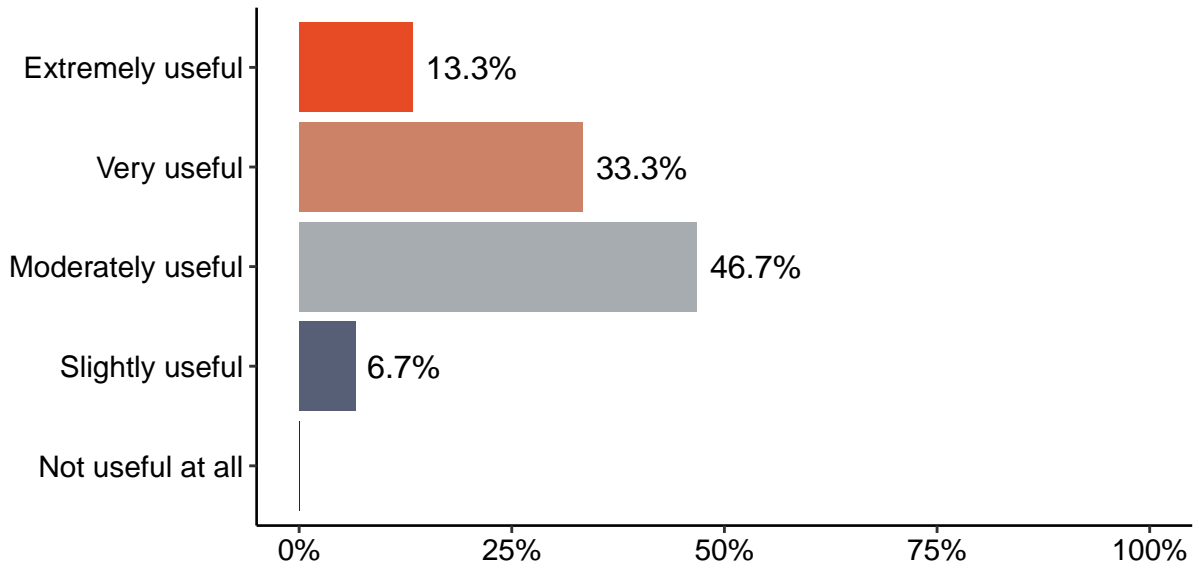
Availability	SSS 502 A		SSS Program	
	N	Percent	N	Percent
Much more available than in other university/college courses	5	33.3%	44	27.5%
Moderately more available	4	26.7%	31	19.4%
About the same as other university/college courses	4	26.7%	64	40.0%
Moderately less available	2	13.3%	14	8.8%
Much less available than in other university/college courses	0	0.0%	7	4.4%

Compared to other courses you have taken at a university or college, how available was your: Classmates to you? Total Number of Responses: 15



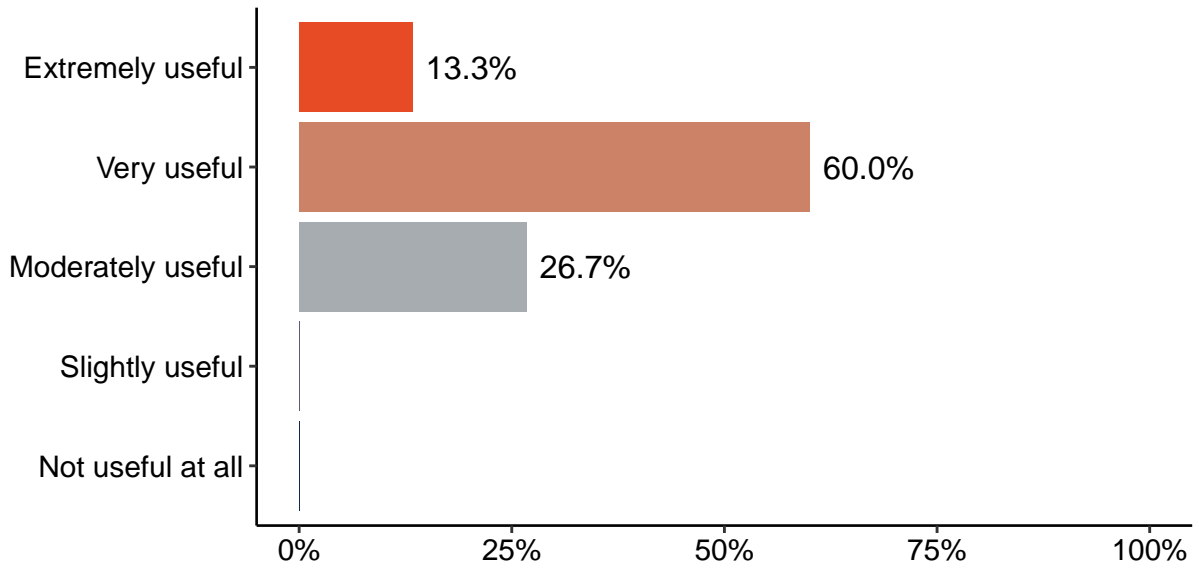
Availability	SSS 502 A		SSS Program	
	N	Percent	N	Percent
Much more available than in other university/college courses	3	20.0%	25	15.6%
Moderately more available	0	0.0%	27	16.9%
About the same as other university/college courses	8	53.3%	89	55.6%
Moderately less available	2	13.3%	13	8.1%
Much less available than in other university/college courses	2	13.3%	6	3.8%

In general, how useful was each activity for helping you learn the course material?
 Video Lectures Total Number of Responses: 15



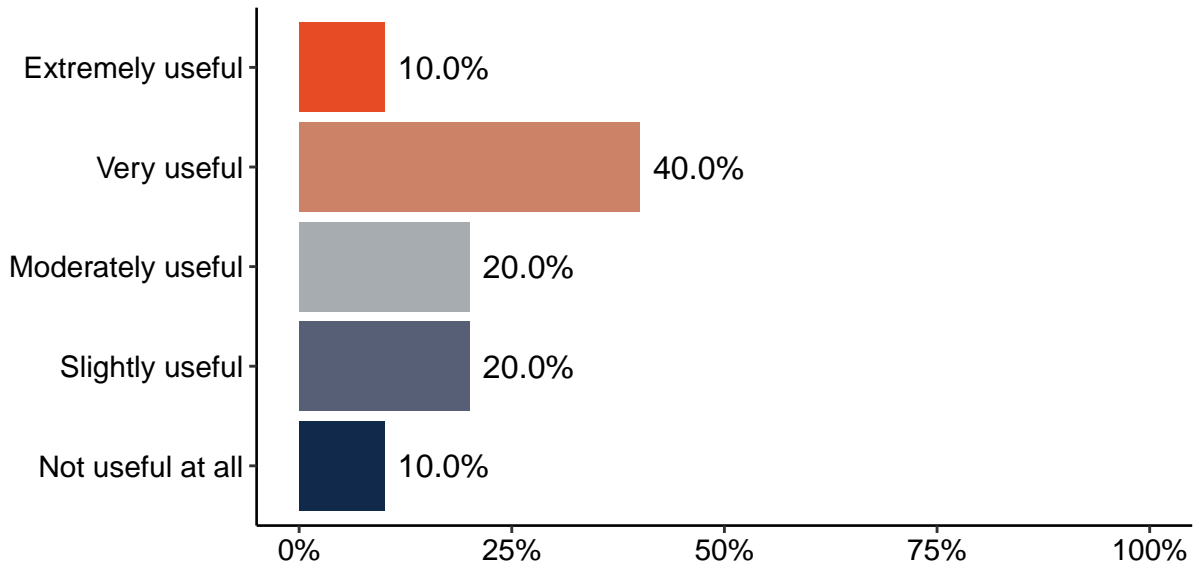
Usefulness	SSS 502 A		SSS Program	
	N	Percent	N	Percent
Extremely useful	2	13.3%	60	38.5%
Very useful	5	33.3%	48	30.8%
Moderately useful	7	46.7%	34	21.8%
Slightly useful	1	6.7%	13	8.3%
Not useful at all	0	0.0%	1	0.6%

In general, how useful was each activity for helping you learn the course material?
 Individual Projects/Assignments Total Number of Responses: 15



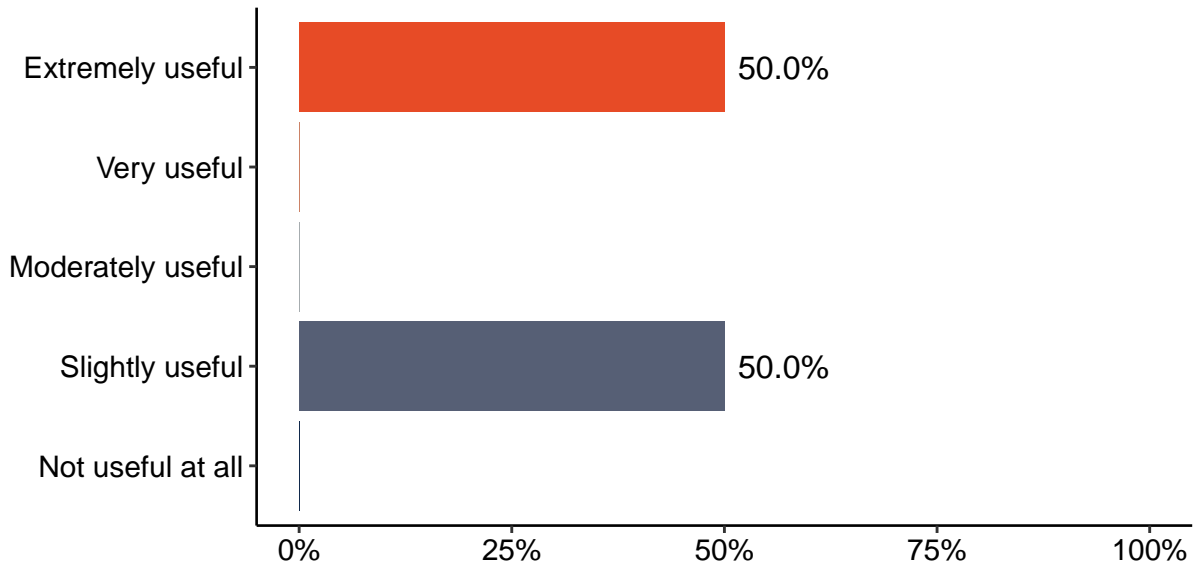
Usefulness	SSS 502 A		SSS Program	
	N	Percent	N	Percent
Extremely useful	2	13.3%	49	32.0%
Very useful	9	60.0%	57	37.2%
Moderately useful	4	26.7%	33	21.6%
Slightly useful	0	0.0%	10	6.5%
Not useful at all	0	0.0%	4	2.6%

In general, how useful was each activity for helping you learn the course material?
 Readings Total Number of Responses: 10



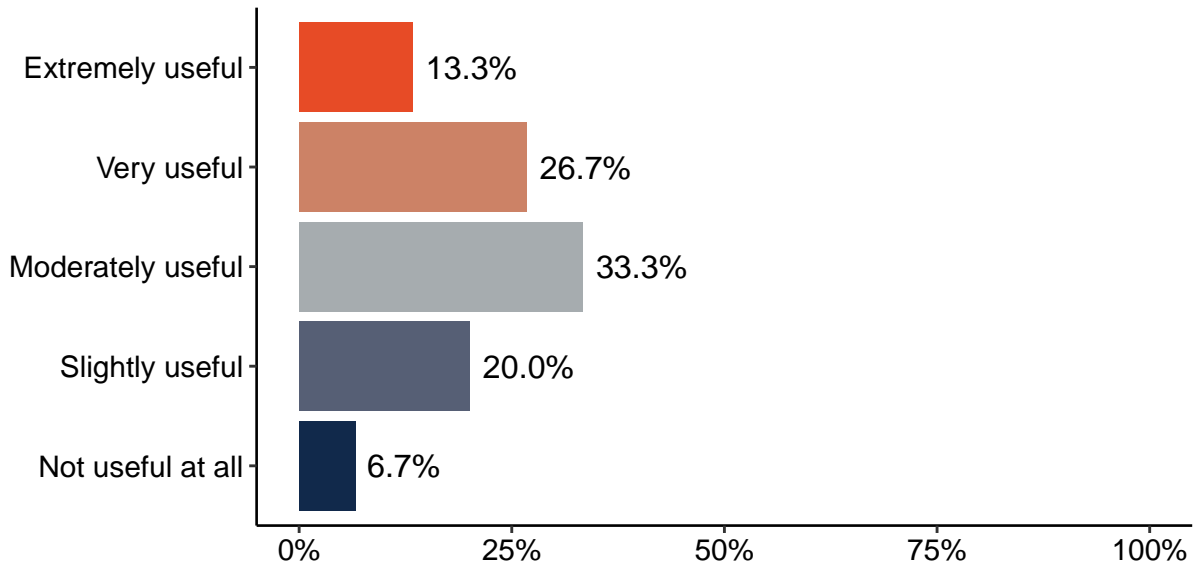
Usefulness	SSS 502 A		SSS Program	
	N	Percent	N	Percent
Extremely useful	1	10.0%	42	29.0%
Very useful	4	40.0%	52	35.9%
Moderately useful	2	20.0%	29	20.0%
Slightly useful	2	20.0%	17	11.7%
Not useful at all	1	10.0%	5	3.5%

In general, how useful was each activity for helping you learn the course material?
 Quizzes/Tests Total Number of Responses: 2



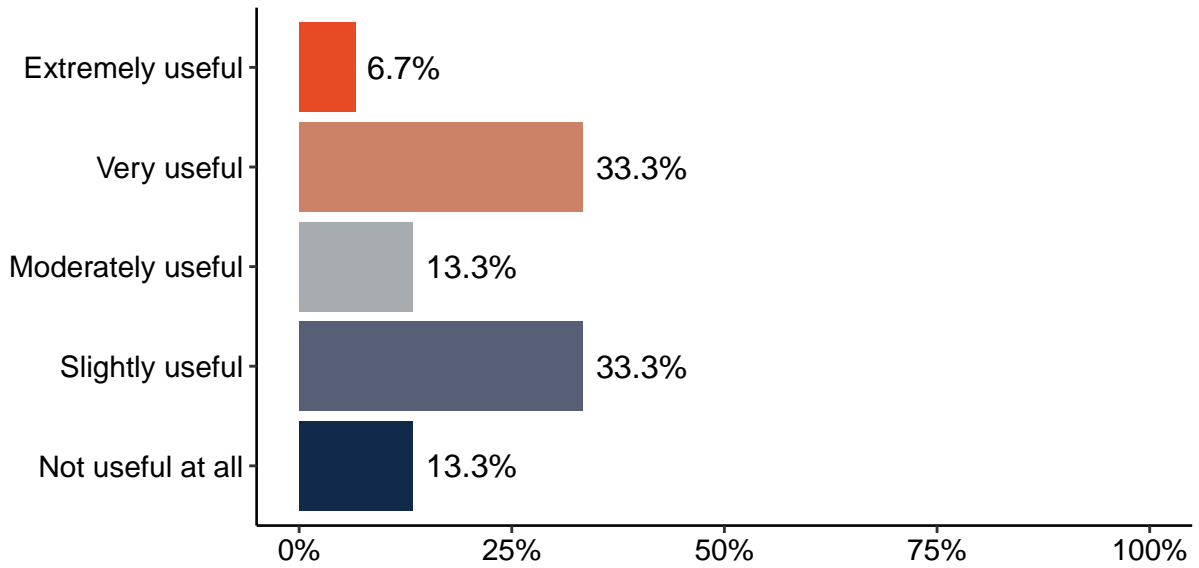
Usefulness	SSS 502 A		SSS Program	
	N	Percent	N	Percent
Extremely useful	1	50.0%	23	25.6%
Very useful	0	0.0%	28	31.1%
Moderately useful	0	0.0%	24	26.7%
Slightly useful	1	50.0%	8	8.9%
Not useful at all	0	0.0%	7	7.8%

In general, how useful was each activity for helping you learn the course material?
 Group Projects/Assignments Total Number of Responses: 15



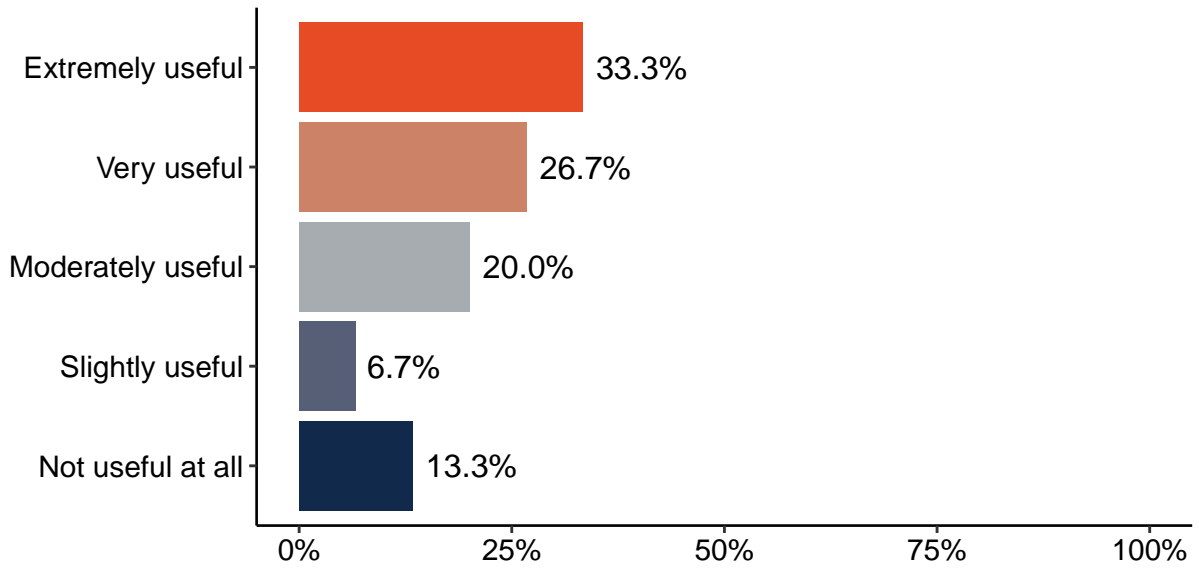
Usefulness	SSS 502 A		SSS Program	
	N	Percent	N	Percent
Extremely useful	2	13.3%	33	26.4%
Very useful	4	26.7%	38	30.4%
Moderately useful	5	33.3%	32	25.6%
Slightly useful	3	20.0%	10	8.0%
Not useful at all	1	6.7%	12	9.6%

In general, how useful was each activity for helping you learn the course material?
 Discussion Forums Total Number of Responses: 15



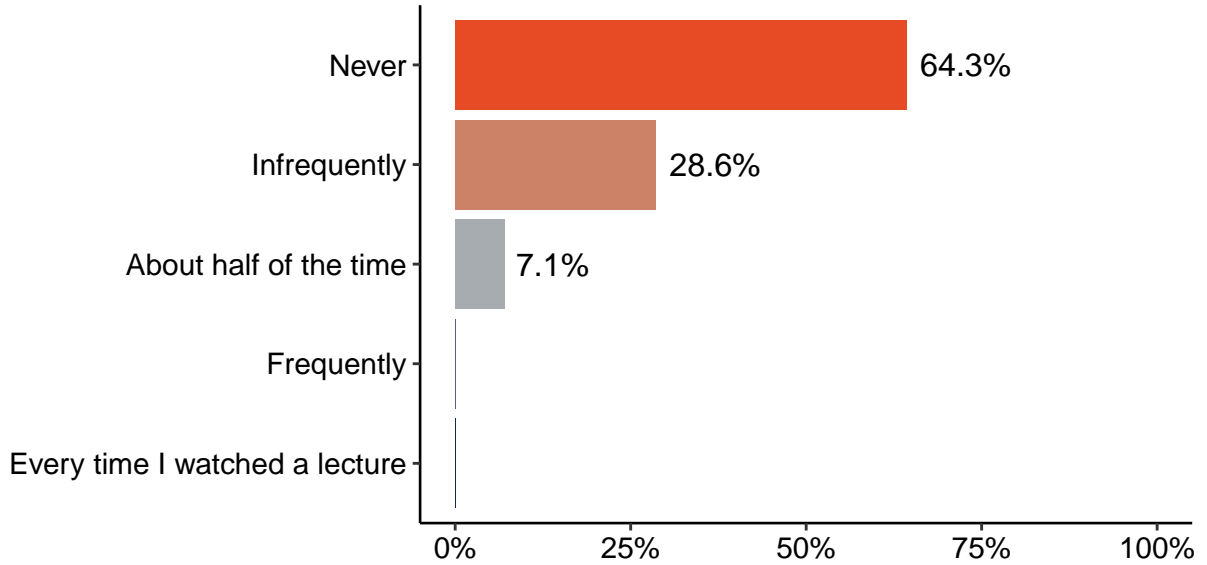
Usefulness	SSS 502 A		SSS Program	
	N	Percent	N	Percent
Extremely useful	1	6.7%	22	16.8%
Very useful	5	33.3%	32	24.4%
Moderately useful	2	13.3%	44	33.6%
Slightly useful	5	33.3%	19	14.5%
Not useful at all	2	13.3%	14	10.7%

In general, how useful was each activity for helping you learn the course material?
 Live Sessions Total Number of Responses: 15



Usefulness	SSS 502 A		SSS Program	
	N	Percent	N	Percent
Extremely useful	5	33.3%	43	27.2%
Very useful	4	26.7%	47	29.8%
Moderately useful	3	20.0%	31	19.6%
Slightly useful	1	6.7%	19	12.0%
Not useful at all	2	13.3%	18	11.4%

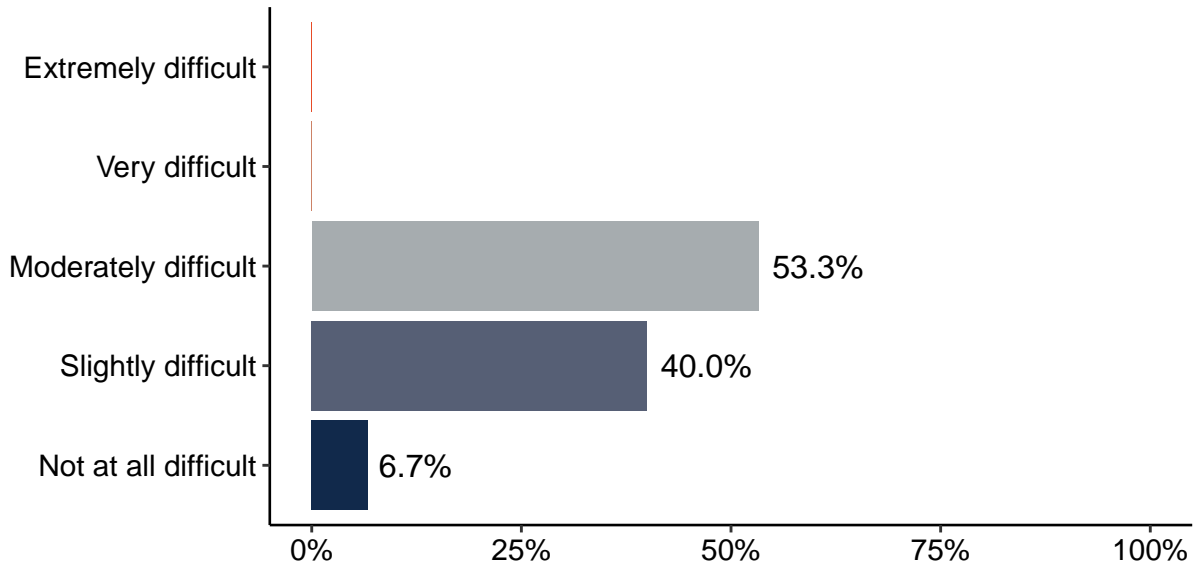
How often did you experience technical problems while viewing course lectures?
 This can include problems with the audio quality, video streaming, subtitles, etc
 Total Number of Responses: 14



Problems	SSS 502 A		SSS Program	
	N	Percent	N	Percent
Never	9	64.3%	102	65.0%
Infrequently	4	28.6%	46	29.3%
About half of the time	1	7.1%	4	2.5%
Frequently	0	0.0%	3	1.9%
Every time I watched a lecture	0	0.0%	2	1.3%

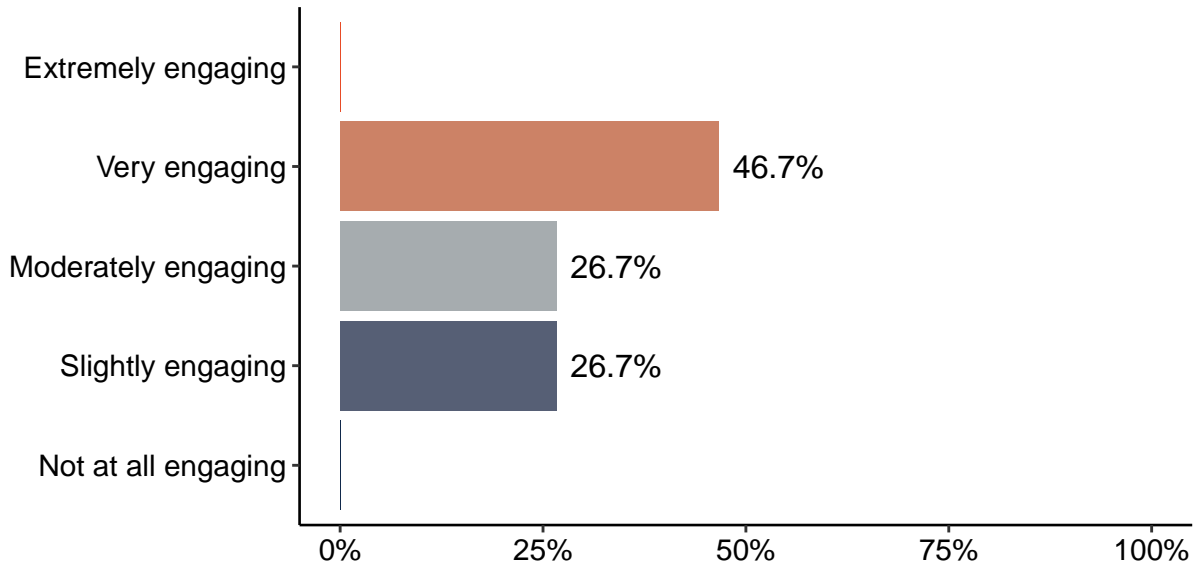
To what extent did you get adequate tech support for this course when you needed it? Total Number of Responses: NA (too few responses)

Overall, how difficult was this course? Total Number of Responses: 15



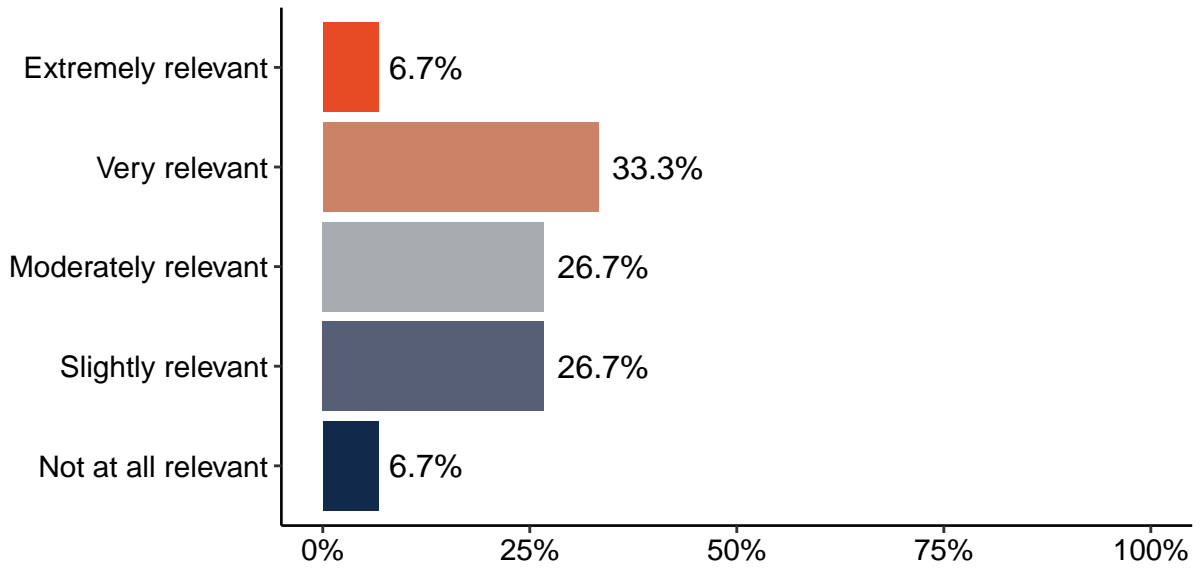
Difficulty	SSS 502 A		SSS Program	
	N	Percent	N	Percent
Extremely difficult	0	0.0%	6	3.8%
Very difficult	0	0.0%	21	13.3%
Moderately difficult	8	53.3%	87	55.1%
Slightly difficult	6	40.0%	36	22.8%
Not at all difficult	1	6.7%	8	5.1%

How engaging did you find this course? Total Number of Responses: 15



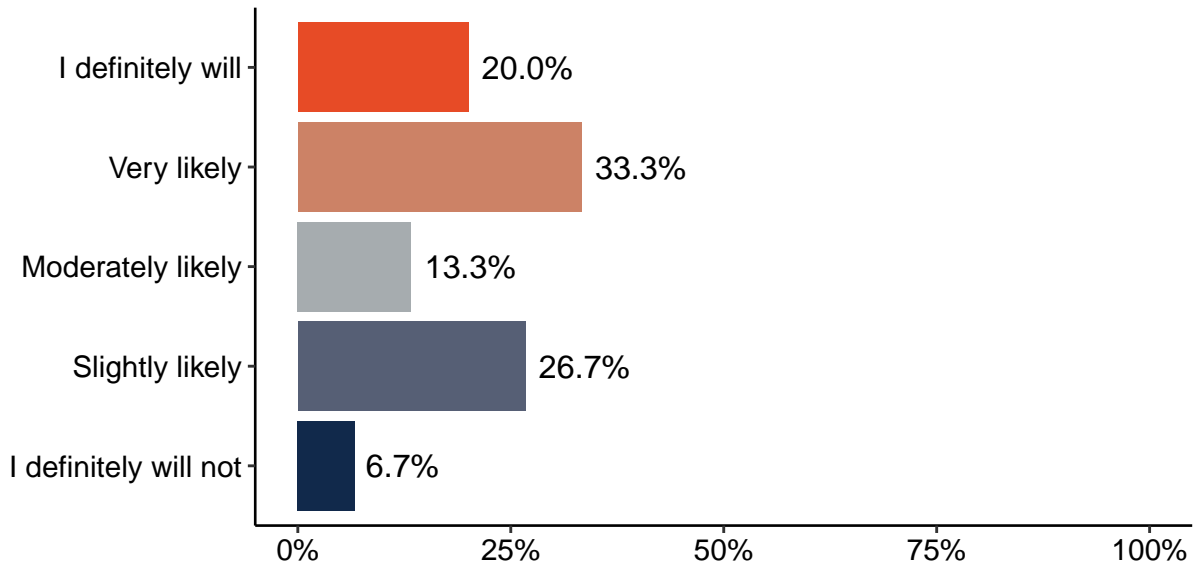
Engaging	SSS 502 A		SSS Program	
	N	Percent	N	Percent
Extremely engaging	0	0.0%	30	19.0%
Very engaging	7	46.7%	72	45.6%
Moderately engaging	4	26.7%	34	21.5%
Slightly engaging	4	26.7%	17	10.8%
Not at all engaging	0	0.0%	5	3.2%

How relevant did you find the course to your career goals? Total Number of Responses: 15



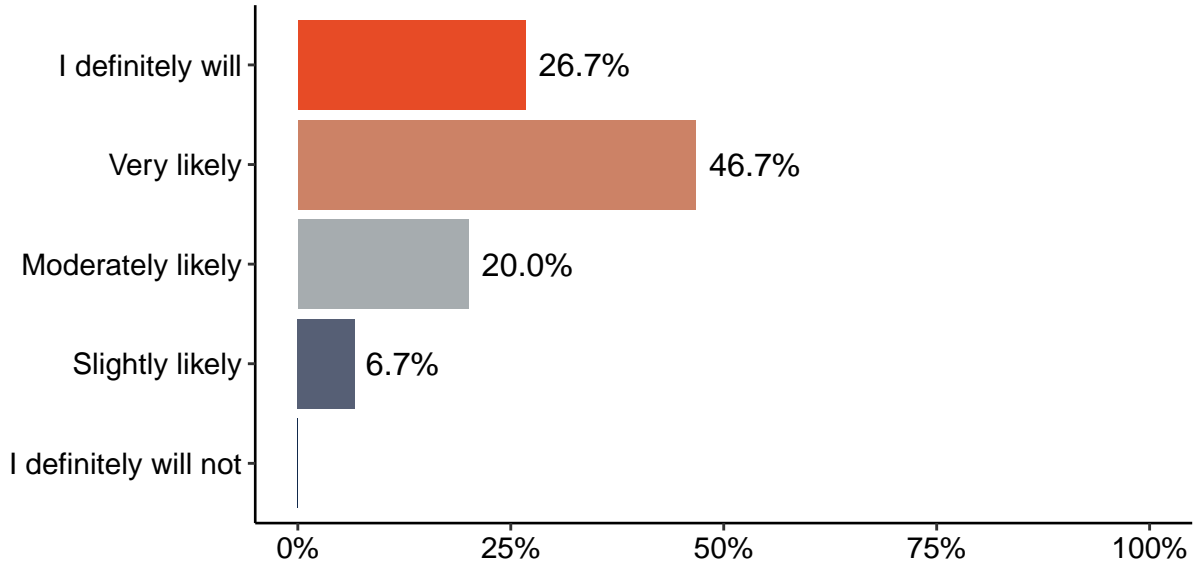
Relevant	SSS 502 A		SSS Program	
	N	Percent	N	Percent
Extremely relevant	1	6.7%	52	32.9%
Very relevant	5	33.3%	60	38.0%
Moderately relevant	4	26.7%	24	15.2%
Slightly relevant	4	26.7%	14	8.9%
Not at all relevant	1	6.7%	8	5.1%

How likely are you to recommend this particular course to someone else? Total Number of Responses: 15



Likelihood	SSS 502 A		SSS Program	
	N	Percent	N	Percent
I definitely will	3	20.0%	44	27.7%
Very likely	5	33.3%	49	30.8%
Moderately likely	2	13.3%	36	22.6%
Slightly likely	4	26.7%	19	11.9%
I definitely will not	1	6.7%	11	6.9%

Based on your experiences with all of the courses you have taken so far for your program, how likely are you to recommend the program to others? Total Number of Responses: 15



Likelihood	SSS 502 A		SSS Program	
	N	Percent	N	Percent
I definitely will	4	26.7%	68	44.2%
Very likely	7	46.7%	51	33.1%
Moderately likely	3	20.0%	29	18.8%
Slightly likely	1	6.7%	4	2.6%
I definitely will not	0	0.0%	2	1.3%

What was one thing you found most helpful in this course? NA (not enough responses)

What was one thing you found least helpful in this course? NA (not enough responses)

Are there any other comments about this course that you would like to share with us? NA (not enough responses)

Metadata

Questions used to determine the overall course scores

Using factor analysis, two indices were created to examine the statistical differences among online courses: Course Quality Score and Course Activities Score. There were no variables within the survey that could be reliably used to calculate a difficulty scale so a single question was used to assess the Course Difficulty Score. The Course Quality Score is comprised of five survey questions, with an overall mean (μ) of 3.28 ($\sigma = 0.79$). The Course Activities Score is comprised of nine survey questions, with an overall mean (μ) of 3.37 ($\sigma = 0.73$). The overall mean score (μ) for course difficulty was 2.47 ($\sigma = 0.64$).

Questions included in the Course Quality Score

<i>Question Text</i>	Response Options
<i>Please rate the overall quality of this course</i>	1='Very Poor' to 5='Excellent'
<i>Compared to other courses you have taken at a university or college, how effective was this course in helping you understand the topics presented?</i>	1='Other courses have been much more effective' to 5='This course was much more effective than other courses'
<i>How engaging did you find this course?</i>	1='Not at all engaging' to 5='Extremely engaging'
<i>How relevant did you find the course to your career goals?</i>	1='Not at all relevant' to 5='Extremely relevant'
<i>How likely are you to recommend this particular course to someone else?</i>	1='I definitely will not' to 5='I definitely will'

Questions included in the Course Activities Score

<i>Question Text</i>	Response Options
<i>In general, how useful was each activity for helping you learn the course material? Video Lectures</i>	1='Not useful at all' to 5='Extremely useful'
<i>In general, how useful was each activity for helping you learn the course material? Individual Projects/Assignments</i>	1='Not useful at all' to 5='Extremely useful'
<i>In general, how useful was each activity for helping you learn the course material? Readings</i>	1='Not useful at all' to 5='Extremely useful'
<i>In general, how useful was each activity for helping you learn the course material? Quizzes/Tests</i>	1='Not useful at all' to 5='Extremely useful'
<i>In general, how useful was each activity for helping you learn the course material? Group Projects/Assignments</i>	1='Not useful at all' to 5='Extremely useful'
<i>In general, how useful was each activity for helping you learn the course material? Discussion Forums</i>	1='Not useful at all' to 5='Extremely useful'
<i>In general, how useful was each activity for helping you learn the course material? Live Sessions</i>	1='Not useful at all' to 5='Extremely useful'

Questions included in the Course Difficulty Score

<i>Question Text</i>	Response Options
<i>Overall, how difficult was this course?</i>	1='Not at all difficult' to 5='Extremely difficult'

Course Averages and t-Tests

To perform the t-Tests, the mean value on the Course Quality Score, Course Components Score, and Overall Difficulty were calculated for each individual course. Next, the mean of the individual course means (i.e. the overall mean) for each measure were calculated, and tested for whether the difference between an individual course and the grand mean was statistically significant. This accounts for the difference between the mean used in the t-Tests and those reported in the overall results. We do not calculate t-Tests for courses with fewer than 5 respondents.

Report Metadata

Report Title:	Illinois Online Program Survey
Project Sponsor:	Center for Innovation in Teaching & Learning (CITL)
Survey Administrator:	Paige Cunningham
Report Authors:	Maria Fox
Software Used:	SPSS v.24, SurveyGizmo, R v.3.5.1
Survey Instrument:	Survey Instrument: http://citl.illinois.edu/docs/default-source/default-document-library/illinois_online_program_end20180829.pdf?sfvrsn=0
Contact:	If you have any questions, please contact Dr. Maryalice Wu
